

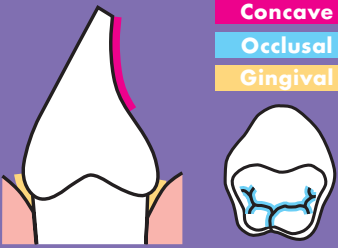








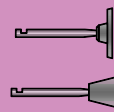



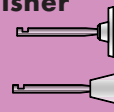




# MULTI Enhance<sup>®</sup> - What to use where

Multiple use Finishing & Polishing System

<p><b>Site</b></p> <p><b>Step</b></p>	<p><b>Smooth</b></p> 	<p><b>Convex</b></p> 	<p><b>Concave</b></p> <p><b>Occlusal</b></p> <p><b>Gingival</b></p> 	<p><b>Proximal</b></p> 
<p><b>Excess removal</b></p>	<p><b>Diamond Carbide bur</b></p> 	<p><b>Diamond Carbide bur</b></p> 	<p><b>Diamond Carbide bur</b></p> 	<p><b>Diamond Carbide bur</b></p> 
<p><b>Contouring/ Finishing of margins</b></p>	<p><b>Enhance Multi Finisher Finishing Disc</b></p> 	<p><b>Enhance Multi Finisher Finishing Cup</b></p> 	<p><b>Enhance Multi Finisher Finishing Point</b></p> 	<p><b>Enhance Multi Finisher Finishing Disc Finishing Cup</b></p> 
<p><b>Polishing</b></p>	<p><b>Enhance Multi Polisher Polishing Disc</b></p> 	<p><b>Enhance Multi Polisher Polishing Cup</b></p> 	<p><b>Enhance Multi Polisher Polishing Point</b></p> 	<p><b>Enhance Multi Polisher Polishing Disc Polishing Cup</b></p> 
<p><b>Michelangelo Class</b></p>	<p><b>Prisma Gloss Finishing and Polishing Paste</b></p>  <p><b>Regular</b></p>  <p><b>Extra Fine</b></p>			

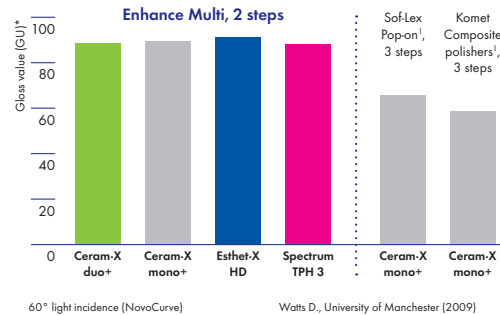
For better dentistry

**DENTSPLY**

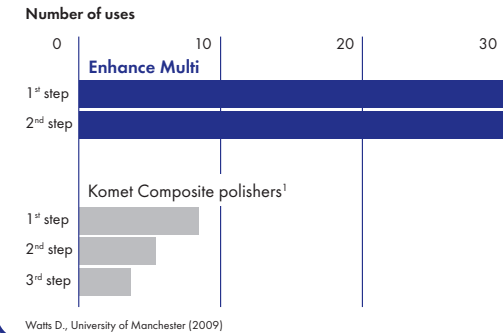
# MULTI Enhance®

Multiple use Finishing & Polishing System

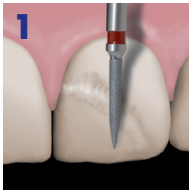
## Excellent gloss with only 2 steps



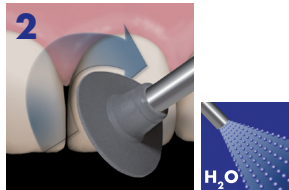
## 30 times reusable



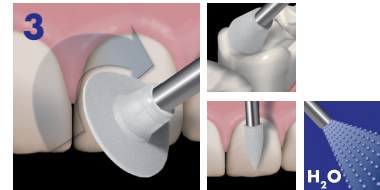
## How to achieve best results with Enhance® Multi



Complete gross reduction of excess using diamond or carbide finishing bur.



Continue finishing with Enhance Multi Finisher (dark grey).  
Use at 5.000 -10.000 rpm **with water**.



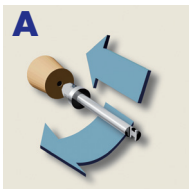
Proceed to polish with Enhance Multi Polisher (light grey).  
Use at 5.000 -10.000 rpm **with water**.



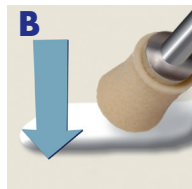
Result: Enhance Multi top gloss.

Enhance Multi is autoclavable up to 134°C/274°F.

## Optional: How to achieve extra shine using Prisma®-Gloss™ polishing paste



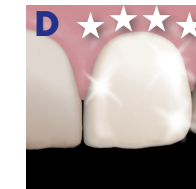
Rotate mandrel ¼ turn to attach it to the narrow end of the foam cup.



Dispense a small amount of polishing paste onto the mixing pad. Apply a small amount to the surface of the Enhance cup.



Run slowly without water, then dilute with a drop of water. For hybrid composites only, continue with Prisma Gloss extra fine.



Result: extra shine - Michelangelo class.

## ReOrder Information

### Enhance® Multi Refills

Product	ReOrder-Nr.
Enhance® Multi Finishing Cups	607.01.601
Enhance® Multi Finishing Discs	607.01.602
Enhance® Multi Finishing Points	607.01.604
Enhance® Multi Polishing Cups	607.01.605
Enhance® Multi Polishing Discs	607.01.606
Enhance® Multi Polishing Points	607.01.608

### Enhance® Polishing Cups

Product	ReOrder-Nr.
100 pcs. + 1 Mandrel	
Enhance® Polishing Cups	624020
For Prisma®-Gloss™ Polishing Paste	
Metal Mandrel (3 pcs.)	624025
For Enhance® Polishing Cups	

### Prisma®-Gloss™ Polishing Paste

Product	ReOrder-Nr.
Syringe à 4 g	
Prisma®-Gloss™ Regular Syringe	631400
Prisma®-Gloss™ Extrafine Syringe	631450

<sup>1</sup> Komet and Soflex are not registered trademarks of DENTSPLY International, Inc.